

CITYWIDE

TYPE REPORT: EEO5


TYPE AGENCY: THE NEW YORK CITY DEPARTMENT OF EDUCATION

NO. OF SCHOOLS: 1,601 NO. OF ANNEXES: 237

OCTOBER 31, 2016 ENROLLMENT: 1,032,414*

PART II - STAFF STATISTICS FOR OCTOBER, 2016

Activity Assignment Classification		A. FULL TIME STAFF														Total Col A - N
		Race/Ethnicity														
		Hispanic or Latino		Non-Hispanic or Latino												
		Male	Female	Male						Female						
White	Black or African American			Asian	Native Hawaiian or Other Pacific Islander	American Indian or Alaska Native	Two or More Races	White	Black or African American	Asian	Native Hawaiian or Other Pacific Islander	American Indian or Alaska Native	Two or More Races			
A	B	C	D	E	F	G	H	I	J	K	L	M	N	O		
01. OFFICIALS/ADMINS/ MANAGERS	85	156	376	123	61	0	6	0	453	295	100	1	5	0	1,661	
02. PRINCIPALS	98	212	292	115	22	0	3	0	501	336	40	0	2	0	1,621	
03. ASS'T PRINCIPALS - TEACHING	37	47	170	32	15	0	0	0	245	98	21	0	4	0	669	
04. ASS'T PRINCIPALS NON- TEACHING	109	350	474	134	37	0	2	0	933	474	64	0	4	1	2,582	
05. ELEMENTARY CLASSROOM TEACHERS	468	4,007	1,993	447	181	0	7	1	14,005	3,726	1,448	0	48	0	26,331	
06. SECONDARY CLASSROOM TEACHERS	1,323	2,283	6,142	1,443	791	0	30	0	8,064	2,683	1,377	0	48	0	24,184	
07. OTHER CLASSROOM TEACHERS	622	2,882	2,455	734	223	0	9	0	11,491	3,692	962	0	45	0	23,115	
08. GUIDANCE/SUBSTANCE ABUSE	164	765	256	206	33	0	0	0	1,012	734	123	0	1	0	3,294	
09. PSYCHOLOGICAL	47	328	141	30	12	0	1	0	535	148	54	0	2	0	1,298	
10. LIBRARIANS/AUDIO	0	0	0	1	0	0	0	0	0	0	1	0	0	0	2	
11. CONSULTANTS/ SUPERVISORS	0	0	0	0	0	0	0	0	0	0	0	0	0	0	0	
12. OTHER PROFESSIONALS	346	1,113	1,055	502	240	0	8	0	2,785	1,799	644	0	32	0	8,524	
13. TEACHERS AIDES	1,345	7,067	851	1,465	333	0	23	0	5,506	5,163	1,412	0	69	1	23,235	
14. TECHNICIANS	217	29	557	194	176	0	6	0	89	60	54	0	1	0	1,383	
15. CLERICAL/SECRETARIAL	42	923	49	78	28	0	2	0	1,669	989	117	0	17	0	3,914	
16. SERVICE WORKERS	1,129	4,278	502	1,762	204	1	20	0	4,386	3,923	639	0	68	0	16,912	
17. SKILLED CRAFTS	39	0	272	46	38	0	6	0	3	0	0	0	0	0	404	
18. LABOR UNSKILLED	4	0	29	12	2	0	0	0	0	0	0	0	0	0	47	
19. TOTALS (1-18)	6,075	24,440	15,614	7,324	2,396	1	123	1	51,677	24,120	7,056	1	346	2	139,176	

Activity Assignment Classification	B. PART TIME STAFF															Total Col A - N	
	Race/Ethnicity																
	Hispanic or Latino		Non-Hispanic or Latino														
	Male	Female	Male						Female								
White			Black or African American	Asian	Native Hawaiian or Other Pacific Islander	American Indian or Alaska Native	Two or More Races	White	Black or African American	Asian	Native Hawaiian or Other Pacific Islander	American Indian or Alaska Native	Two or More Races				
20. P/T PROFESSIONAL INSTRUCTION	63	167	355	110	21	0	0	0	922	195	55	0	5	0	1,893		
21. P/T OTHER	479	1,715	232	656	97	0	12	0	1,377	1,820	299	0	40	0	6,727		
22. TOTALS (20-21)	542	1,882	587	766	118	0	12	0	2,299	2,015	354	0	45	0	8,620		
C. NEW HIRES (JULY THRU SEPT. OF THE SURVEY YEAR)																	
23. OFFICIALS/ADMINS/ MANAGERS	5	7	14	6	2	0	0	0	20	14	10	0	0	0	78		
24. PRINCIPALS/ASS'T PRINCIPALS	2	2	2	2	0	0	0	0	9	6	1	0	0	0	24		
25. CLASSROOM TEACHERS	206	843	888	187	127	0	3	0	3,051	760	416	0	15	0	6,496		
26. OTHER PROFESSIONAL STAFF	19	129	67	31	12	0	0	0	244	131	43	0	1	0	677		
27. NONPROFESSIONAL STAFF	119	313	118	131	34	1	4	0	216	275	67	0	6	1	1,285		
28. TOTALS (23-27)	351	1,294	1,089	357	175	1	7	0	3,540	1,186	537	0	22	1	8,560		
CERTIFICATION: I Certify that the information given in this report is correct and true to the best of my knowledge and was prepared in accordance with accompanying instructions. Willfully false statements on this report are punishable by law, U.S. Code, Title 18, Section 1001.																	
Date 12/22/2016	Phone: 718-935-2882 Fax: Email: VBernst@schools.nyc.gov	Typed Name/Title of Person Responsible for Report Vicki Bernstein Senior Executive Director Division of Human Resources								Signature 							

BRONX

TYPE REPORT: EEO5


TYPE AGENCY: THE NEW YORK CITY DEPARTMENT OF EDUCATION

NO. OF SCHOOLS: 342 NO. OF ANNEXES: 72

OCTOBER 31, 2016 ENROLLMENT: 214,138*

PART II - STAFF STATISTICS FOR OCTOBER, 2016

Activity Assignment Classification		A. FULL TIME STAFF														Total Col A - N	
		Race/Ethnicity															
		Hispanic or Latino		Non-Hispanic or Latino													
				Male							Female						
		Male	Female	White	Black or African American	Asian	Native Hawaiian or Other Pacific Islander	American Indian or Alaska Native	Two or More Races	White	Black or African American	Asian	Native Hawaiian or Other Pacific Islander	American Indian or Alaska Native	Two or More Races		
A	B	C	D	E	F	G	H	I	J	K	L	M	N	O			
01. OFFICIALS/ADMINS/ MANAGERS	5	25	9	3	2	0	0	0	10	18	0	0	0	0	72		
02. PRINCIPALS	41	81	62	30	5	0	1	0	85	64	8	0	2	0	379		
03. ASS'T PRINCIPALS - TEACHING	10	9	30	6	2	0	0	0	43	24	3	0	0	0	127		
04. ASS'T PRINCIPALS NON-TEACHING	50	135	100	42	9	0	0	0	170	140	15	0	0	0	661		
05. ELEMENTARY CLASSROOM TEACHERS	170	1,481	498	123	29	0	2	1	2,408	982	154	0	9	0	5,857		
06. SECONDARY CLASSROOM TEACHERS	458	694	1,236	375	155	0	3	0	1,237	722	213	0	5	0	5,098		
07. OTHER CLASSROOM TEACHERS	233	1,138	618	222	49	0	3	0	2,113	1,037	169	0	12	0	5,594		
08. GUIDANCE/SUBSTANCE ABUSE	57	259	36	44	4	0	0	0	147	128	11	0	0	0	686		
09. PSYCHOLOGICAL	18	101	38	7	3	0	1	0	94	29	4	0	0	0	295		
10. LIBRARIANS/AUDIO	0	0	0	0	0	0	0	0	0	0	0	0	0	0	0		
11. CONSULTANTS/ SUPERVISORS	0	0	0	0	0	0	0	0	0	0	0	0	0	0	0		
12. OTHER PROFESSIONALS	66	299	68	50	43	0	0	0	275	202	98	0	3	0	1,104		
13. TEACHERS AIDES	541	2,767	57	325	45	0	5	0	294	1,005	112	0	11	0	5,162		
14. TECHNICIANS	55	3	74	24	11	0	0	0	3	5	1	0	0	0	176		
15. CLERICAL/SECRETARIAL	7	352	2	6	2	0	0	0	176	166	7	0	4	0	722		
16. SERVICE WORKERS	412	1,360	31	336	21	0	1	0	398	655	50	0	11	0	3,275		
17. SKILLED CRAFTS	0	0	0	0	0	0	0	0	0	0	0	0	0	0	0		
18. LABOR UNSKILLED	0	0	0	0	0	0	0	0	0	0	0	0	0	0	0		
19. TOTALS (1-18)	2,123	8,704	2,859	1,593	380	0	16	1	7,453	5,177	845	0	57	0	29,208		

Activity Assignment Classification	B. PART TIME STAFF															Total Col A - N	
	Race/Ethnicity																
	Hispanic or Latino		Non-Hispanic or Latino														
	Male	Female	Male						Female								
White			Black or African American	Asian	Native Hawaiian or Other Pacific Islander	American Indian or Alaska Native	Two or More Races	White	Black or African American	Asian	Native Hawaiian or Other Pacific Islander	American Indian or Alaska Native	Two or More Races				
20. P/T PROFESSIONAL INSTRUCTION	25	40	71	27	4	0	0	0	134	48	5	0	0	0	354		
21. P/T OTHER	217	703	14	129	10	0	3	0	78	321	27	0	6	0	1,508		
22. TOTALS (20-21)	242	743	85	156	14	0	3	0	212	369	32	0	6	0	1,862		
C. NEW HIRES(JULY THRU SEPT. OF THE SURVEY YEAR)																	
23. OFFICIALS/ADMINS/ MANAGERS	0	0	0	0	0	0	0	0	0	0	0	0	0	0	0		
24. PRINCIPALS/ASS'T PRINCIPALS	0	1	0	1	0	0	0	0	1	0	0	0	0	0	3		
25. CLASSROOM TEACHERS	68	337	260	74	33	0	1	0	710	250	61	0	4	0	1,798		
26. OTHER PROFESSIONAL STAFF	6	24	4	3	2	0	0	0	28	12	9	0	0	0	88		
27. NONPROFESSIONAL STAFF	37	107	17	32	4	0	0	0	13	46	4	0	2	0	262		
28. TOTALS (23-27)	111	469	281	110	39	0	1	0	752	308	74	0	6	0	2,151		
CERTIFICATION: I Certify that the information given in this report is correct and true to the best of my knowledge and was prepared in accordance with accompanying instructions. Willfully false statements on this report are punishable by law, U.S. Code, Title 18, Section 1001.																	
Date 12/22/2016	Phone: 718-935-2882 Fax: Email: VBernst@schools.nyc.gov	Typed Name/Title of Person Responsible for Report Vicki Bernstein Senior Executive Director Division of Human Resources								Signature 							

BROOKLYN

TYPE REPORT: EEO5

TYPE AGENCY: THE NEW YORK CITY DEPARTMENT OF EDUCATION

NO. OF SCHOOLS: 490 NO. OF ANNEXES: 57

OCTOBER 31, 2016 ENROLLMENT: 299,859*


PART II - STAFF STATISTICS FOR OCTOBER, 2016

Activity Assignment Classification		A. FULL TIME STAFF														Total Col A - N	
		Race/Ethnicity															
		Hispanic or Latino		Non-Hispanic or Latino													
				Male							Female						
		Male	Female	White	Black or African American	Asian	Native Hawaiian or Other Pacific Islander	American Indian or Alaska Native	Two or More Races	White	Black or African American	Asian	Native Hawaiian or Other Pacific Islander	American Indian or Alaska Native	Two or More Races		
A	B	C	D	E	F	G	H	I	J	K	L	M	N	O			
01. OFFICIALS/ADMINS/ MANAGERS	24	28	100	37	22	0	1	0	96	89	21	1	0	0	419		
02. PRINCIPALS	13	43	66	49	4	0	1	0	154	154	9	0	0	0	493		
03. ASS'T PRINCIPALS - TEACHING	6	11	48	16	4	0	0	0	78	35	6	0	1	0	205		
04. ASS'T PRINCIPALS NON- TEACHING	18	78	107	48	4	0	0	0	268	177	13	0	4	0	717		
05. ELEMENTARY CLASSROOM TEACHERS	109	919	535	198	56	0	2	0	4,108	1,598	473	0	11	0	8,009		
06. SECONDARY CLASSROOM TEACHERS	254	434	1,655	598	196	0	6	0	2,157	1,057	320	0	17	0	6,694		
07. OTHER CLASSROOM TEACHERS	124	591	655	257	68	0	1	0	3,008	1,503	264	0	9	0	6,480		
08. GUIDANCE/SUBSTANCE ABUSE	25	145	68	65	7	0	0	0	256	286	36	0	1	0	889		
09. PSYCHOLOGICAL	11	74	49	15	3	0	0	0	156	60	14	0	2	0	384		
10. LIBRARIANS/AUDIO	0	0	0	1	0	0	0	0	0	0	0	0	0	0	1		
11. CONSULTANTS/ SUPERVISORS	0	0	0	0	0	0	0	0	0	0	0	0	0	0	0		
12. OTHER PROFESSIONALS	48	183	199	104	38	0	2	0	626	419	118	0	8	0	1,745		
13. TEACHERS AIDES	266	1,402	288	635	92	0	5	0	1,715	2,375	402	0	12	1	7,193		
14. TECHNICIANS	70	11	216	85	107	0	3	0	44	34	34	0	0	0	604		
15. CLERICAL/SECRETARIAL	17	208	23	36	14	0	0	0	549	423	40	0	7	0	1,317		
16. SERVICE WORKERS	145	599	120	450	24	1	4	0	973	1,157	100	0	8	0	3,581		
17. SKILLED CRAFTS	4	0	14	1	2	0	0	0	0	0	0	0	0	0	21		
18. LABOR UNSKILLED	1	0	1	2	1	0	0	0	0	0	0	0	0	0	5		
19. TOTALS (1-18)	1,135	4,726	4,144	2,597	642	1	25	0	14,188	9,367	1,850	1	80	1	38,757		

Activity Assignment Classification	B. PART TIME STAFF															Total Col A - N	
	Race/Ethnicity																
	Hispanic or Latino		Non-Hispanic or Latino														
	Male	Female	Male							Female							
White			Black or African American	Asian	Native Hawaiian or Other Pacific Islander	American Indian or Alaska Native	Two or More Races	White	Black or African American	Asian	Native Hawaiian or Other Pacific Islander	American Indian or Alaska Native	Two or More Races				
20. P/T PROFESSIONAL INSTRUCTION	13	36	53	33	7	0	0	0	276	73	15	0	2	0	508		
21. P/T OTHER	85	305	68	289	22	0	4	0	466	837	68	0	9	0	2,153		
22. TOTALS (20-21)	98	341	121	322	29	0	4	0	742	910	83	0	11	0	2,661		

C. NEW HIRES (JULY THRU SEPT. OF THE SURVEY YEAR)																
23. OFFICIALS/ADMINS/MANAGERS	0	0	2	0	0	0	0	0	3	5	1	0	0	0	0	11
24. PRINCIPALS/ASST PRINCIPALS	0	1	1	1	0	0	0	0	0	4	1	0	0	0	8	
25. CLASSROOM TEACHERS	52	169	236	62	38	0	0	0	790	284	121	0	5	0	1,757	
26. OTHER PROFESSIONAL STAFF	1	27	12	4	4	0	0	0	54	34	13	0	1	0	150	
27. NONPROFESSIONAL STAFF	27	75	29	42	10	1	1	0	86	120	28	0	1	1	421	
28. TOTALS (23-27)	80	272	280	109	52	1	1	0	933	447	164	0	7	1	2,347	

CERTIFICATION: I Certify that the information given in this report is correct and true to the best of my knowledge and was prepared in accordance with accompanying instructions. Willfully false statements on this report are punishable by law, U.S. Code, Title 18, Section 1001.

Date 12/22/2016	Phone: 718-935-2882 Fax: Email: VBernst@schools.nyc.gov	Typed Name/Title of Person Responsible for Report Vicki Bernstein Senior Executive Director Division of Human Resources	Signature 
---------------------------	--	---	---

MANHATTAN

TYPE REPORT: EEO5

TYPE AGENCY: THE NEW YORK CITY DEPARTMENT OF EDUCATION

NO. OF SCHOOLS: 235 NO. OF ANNEXES: 15

OCTOBER 31, 2016 ENROLLMENT: 151,496*

PART II - STAFF STATISTICS FOR OCTOBER, 2016

PART II. Staff Statistics of (DATE) 12/22/2016 DO NOT INCLUDE ELECTED/APPOINTED OFFICIALS (SEE DEFINITION IN APPENDIX)
 DISTRICT NAME: New York City Department of Education


Activity Assignment Classification	A. FULL TIME STAFF															Total Col A - N	
	Race/Ethnicity																
	Hispanic or Latino		Non-Hispanic or Latino														
			Male							Female							
	Male	Female	White	Black or African American	Asian	Native Hawaiian or Other Pacific Islander	American Indian or Alaska Native	Two or More Races	White	Black or African American	Asian	Native Hawaiian or Other Pacific Islander	American Indian or Alaska Native	Two or More Races			
A	B	C	D	E	F	G	H	I	J	K	L	M	N	O			
01. OFFICIALS/ADMINS/MANAGERS	43	93	169	60	28	0	4	0	289	160	62	0	5	0	913		
02. PRINCIPALS	25	46	68	12	7	0	1	0	95	45	14	0	0	0	313		
03. ASS'T PRINCIPALS - TEACHING	3	17	21	5	4	0	0	0	33	12	4	0	3	0	102		
04. ASS'T PRINCIPALS NON-TEACHING	25	62	82	13	8	0	2	0	119	51	16	0	0	0	378		
05. ELEMENTARY CLASSROOM TEACHERS	117	732	275	57	47	0	0	0	1,461	411	323	0	4	0	3,427		
06. SECONDARY CLASSROOM TEACHERS	280	438	1,157	200	161	0	4	0	1,463	306	297	0	4	0	4,310		
07. OTHER CLASSROOM TEACHERS	144	465	424	110	44	0	3	0	1,701	437	241	0	12	0	3,581		
08. GUIDANCE/SUBSTANCE ABUSE	44	193	60	56	5	0	0	0	208	183	30	0	0	0	779		
09. PSYCHOLOGICAL	7	65	24	7	2	0	0	0	99	35	14	0	0	0	253		
10. LIBRARIANS/AUDIO	0	0	0	0	0	0	0	0	0	0	1	0	0	0	1		
11. CONSULTANTS/SUPERVISORS	0	0	0	0	0	0	0	0	0	0	0	0	0	0	0		
12. OTHER PROFESSIONALS	184	430	597	284	99	0	4	0	1,099	927	197	0	10	0	3,831		
13. TEACHERS AIDES	290	1,388	71	201	44	0	6	0	234	681	150	0	6	0	3,071		
14. TECHNICIANS	43	5	72	37	36	0	1	0	14	4	12	0	0	0	224		
15. CLERICAL/SECRETARIAL	12	216	11	25	4	0	1	0	146	213	31	0	3	0	662		
16. SERVICE WORKERS	180	765	55	245	34	0	4	0	192	541	93	0	10	0	2,119		
17. SKILLED CRAFTS	0	0	0	1	0	0	0	0	0	0	0	0	0	0	1		
18. LABOR UNSKILLED	0	0	2	0	0	0	0	0	0	0	0	0	0	0	2		
19. TOTALS (1-18)	1,397	4,915	3,088	1,313	523	0	30	0	7,153	4,006	1,485	0	57	0	23,967		

Activity Assignment Classification	B. PART TIME STAFF															Total Col A - N
	Race/Ethnicity															
	Hispanic or Latino		Non-Hispanic or Latino													
	Male	Female	Male							Female						
White			Black or African American	Asian	Native Hawaiian or Other Pacific Islander	American Indian or Alaska Native	Two or More Races	White	Black or African American	Asian	Native Hawaiian or Other Pacific Islander	American Indian or Alaska Native	Two or More Races			
20. P/T PROFESSIONAL INSTRUCTION	14	51	87	17	6	0	0	0	233	44	20	0	1	0	473	
21. P/T OTHER	88	346	30	79	8	0	3	0	75	263	24	0	10	0	926	
22. TOTALS (20-21)	102	397	117	96	14	0	3	0	308	307	44	0	11	0	1,399	

C. NEW HIRES(JULY THRU SEPT. OF THE SURVEY YEAR)

23. OFFICIALS/ADMINS/ MANAGERS	5	7	10	5	2	0	0	0	16	9	8	0	0	0	62
24. PRINCIPALS/ASS'T PRINCIPALS	1	0	1	0	0	0	0	0	4	1	0	0	0	0	7
25. CLASSROOM TEACHERS	56	162	185	24	19	0	1	0	518	107	92	0	3	0	1,167
26. OTHER PROFESSIONAL STAFF	9	51	40	20	4	0	0	0	92	69	9	0	0	0	294
27. NONPROFESSIONAL STAFF	25	52	21	22	5	0	0	0	17	46	12	0	1	0	201
28. TOTALS (23-27)	96	272	257	71	30	0	1	0	647	232	121	0	4	0	1,731

CERTIFICATION: I Certify that the information given in this report is correct and true to the best of my knowledge and was prepared in accordance with accompanying instructions. Willfully false statements on this report are punishable by law, U.S. Code, Title 18, Section 1001.

Date 12/22/2016	Phone: 718-935-2882 Fax: Email: VBernst@schools.nyc.gov	Typed Name/Title of Person Responsible for Report Vicki Bernstein Senior Executive Director Division of Human Resources	Signature 
---------------------------	--	---	---

QUEENS

TYPE REPORT: EEO5

TYPE AGENCY: THE NEW YORK CITY DEPARTMENT OF EDUCATION

NO. OF SCHOOLS: 432 NO. OF ANNEXES: 75

OCTOBER 31, 2016 ENROLLMENT: 302,155*

PART II - STAFF STATISTICS FOR OCTOBER, 2016

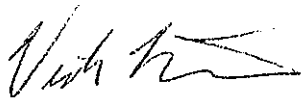
PART II. Staff Statistics of (DATE) 12/22/2016 DO NOT INCLUDE ELECTED/APPOINTED OFFICIALS (SEE DEFINITION IN APPENDIX)
 DISTRICT NAME: New York City Department of Education

Activity Assignment Classification	A. FULL TIME STAFF															Total Col A - N	
	Race/Ethnicity																
	Hispanic or Latino		Non-Hispanic or Latino														
			Male						Female								
	Male	Female	White	Black or African American	Asian	Native Hawaiian or Other Pacific Islander	American Indian or Alaska Native	Two or More Races	White	Black or African American	Asian	Native Hawaiian or Other Pacific Islander	American Indian or Alaska Native	Two or More Races			
A	B	C	D	E	F	G	H	I	J	K	L	M	N	O			
01. OFFICIALS/ADMINS/ MANAGERS	13	9	92	23	8	0	1	0	48	26	16	0	0	0	236		
02. PRINCIPALS	16	34	72	23	6	0	0	0	129	71	9	0	0	0	360		
03. ASS'T PRINCIPALS - TEACHING	17	10	49	5	4	0	0	0	64	26	7	0	0	0	182		
04. ASS'T PRINCIPALS NON- TEACHING	13	65	142	28	15	0	0	0	293	103	19	0	0	1	679		
05. ELEMENTARY CLASSROOM TEACHERS	66	771	605	68	45	0	3	0	4,802	703	483	0	22	0	7,568		
06. SECONDARY CLASSROOM TEACHERS	303	629	1,674	247	264	0	15	0	2,411	574	528	0	20	0	6,665		
07. OTHER CLASSROOM - TEACHERS	97	580	540	127	55	0	2	0	3,422	671	254	0	9	0	5,757		
08. GUIDANCE/SUBSTANCE ABUSE	36	159	71	33	14	0	0	0	296	130	41	0	0	0	780		
09. PSYCHOLOGICAL	9	74	19	1	4	0	0	0	128	18	17	0	0	0	270		
10. LIBRARIANS/AUDIO	0	0	0	0	0	0	0	0	0	0	0	0	0	0	0		
11. CONSULTANTS/ SUPERVISORS	0	0	0	0	0	0	0	0	0	0	0	0	0	0	0		
12. OTHER PROFESSIONALS	46	164	148	58	48	0	1	0	471	222	188	0	8	0	1,354		
13. TEACHERS AIDES	203	1,279	188	269	141	0	6	0	1,488	1,023	724	0	35	0	5,356		
14. TECHNICIANS	41	10	154	48	22	0	2	0	22	16	6	0	1	0	322		
15. CLERICAL/SECRETARIAL	6	131	12	11	8	0	1	0	611	185	36	0	3	0	1,004		
16. SERVICE WORKERS	379	1,517	253	719	119	0	11	0	2,354	1,556	389	0	35	0	7,332		
17. SKILLED CRAFTS	35	0	258	44	36	0	6	0	3	0	0	0	0	0	382		
18. LABOR UNSKILLED	3	0	26	10	1	0	0	0	0	0	0	0	0	0	40		
19. TOTALS (1-18)	1,283	5,432	4,303	1,714	790	0	48	0	16,542	5,324	2,717	0	133	1	38,287		

Activity Assignment Classification	B. PART TIME STAFF														
	Race/Ethnicity														
	Hispanic or Latino		Non-Hispanic or Latino												Total Col A - N
	Male	Female	Male						Female						
White			Black or African American	Asian	Native Hawaiian or Other Pacific Islander	American Indian or Alaska Native	Two or More Races	White	Black or African American	Asian	Native Hawaiian or Other Pacific Islander	American Indian or Alaska Native	Two or More Races		
20. P/T PROFESSIONAL INSTRUCTION	9	36	123	33	4	0	0	0	183	30	14	0	1	0	433
21. P/T OTHER	80	322	65	144	52	0	2	0	390	390	176	0	13	0	1,634
22. TOTALS (20-21)	89	358	188	177	56	0	2	0	573	420	190	0	14	0	2,067

C. NEW HIRES(JULY THRU SEPT. OF THE SURVEY YEAR)															
23. OFFICIALS/ADMINS/MANAGERS	0	0	2	1	0	0	0	0	0	0	1	0	0	0	4
24. PRINCIPALS/ASS'T PRINCIPALS	1	0	0	0	0	0	0	0	3	1	0	0	0	0	5
25. CLASSROOM TEACHERS	27	160	187	27	35	0	1	0	853	109	137	0	3	0	1,539
26. OTHER PROFESSIONAL STAFF	3	22	9	4	2	0	0	0	39	15	9	0	0	0	103
27. NONPROFESSIONAL STAFF	29	79	29	35	15	0	3	0	59	62	19	0	1	0	331
28. TOTALS (23-27)	60	261	227	67	52	0	4	0	954	187	166	0	4	0	1,982

CERTIFICATION: I Certify that the information given in this report is correct and true to the best of my knowledge and was prepared in accordance with accompanying instructions. Willfully false statements on this report are punishable by law, U.S. Code, Title 18, Section 1001.

Date 12/22/2016	Phone: 718-935-2882 Fax: Email: VBernst@schools.nyc.gov	Typed Name/Title of Person Responsible for Report Vicki Bernstein Senior Executive Director Division of Human Resources	Signature 
---------------------------	--	---	---

STATEN ISLAND

TYPE REPORT: EEO5

TYPE AGENCY: THE NEW YORK CITY DEPARTMENT OF EDUCATION


NO. OF SCHOOLS: 102 NO. OF ANNEXES: 18

OCTOBER 31, 2016 ENROLLMENT: 64,766*

PART II - STAFF STATISTICS FOR OCTOBER, 2016

PART II. Staff Statistics of (DATE) 12/22/2016 DO NOT INCLUDE ELECTED/APPOINTED OFFICIALS (SEE DEFINITION IN APPENDIX)
 DISTRICT NAME: New York City Department of Education

Activity Assignment Classification	A. FULL TIME STAFF															Total Col A - N	
	Race/Ethnicity																
	Hispanic or Latino		Non-Hispanic or Latino														
			Male							Female							
	Male	Female	White	Black or African American	Asian	Native Hawaiian or Other Pacific Islander	American Indian or Alaska Native	Two or More Races	White	Black or African American	Asian	Native Hawaiian or Other Pacific Islander	American Indian or Alaska Native	Two or More Races			
A	B	C	D	E	F	G	H	I	J	K	L	M	N	O			
01. OFFICIALS/ADMINS/ MANAGERS	0	1	6	0	1	0	0	0	10	2	1	0	0	0	21		
02. PRINCIPALS	3	8	24	1	0	0	0	0	38	2	0	0	0	0	76		
03. ASS'T PRINCIPALS - TEACHING	1	0	22	0	1	0	0	0	27	1	1	0	0	0	53		
04. ASS'T PRINCIPALS NON- TEACHING	3	10	43	3	1	0	0	0	83	3	1	0	0	0	147		
05. ELEMENTARY CLASSROOM TEACHERS	6	104	80	1	4	0	0	0	1,226	32	15	0	2	0	1,470		
06. SECONDARY CLASSROOM TEACHERS	28	88	420	23	15	0	2	0	796	24	19	0	2	0	1,417		
07. OTHER CLASSROOM TEACHERS	24	108	218	18	7	0	0	0	1,247	44	34	0	3	0	1,703		
08. GUIDANCE/SUBSTANCE ABUSE	2	9	21	8	3	0	0	0	105	7	5	0	0	0	160		
09. PSYCHOLOGICAL	2	14	11	0	0	0	0	0	58	6	5	0	0	0	96		
10. LIBRARIANS/AUDIO	0	0	0	0	0	0	0	0	0	0	0	0	0	0	0		
11. CONSULTANTS/ SUPERVISORS	0	0	0	0	0	0	0	0	0	0	0	0	0	0	0		
12. OTHER PROFESSIONALS	2	37	43	6	12	0	1	0	314	29	43	0	3	0	490		
13. TEACHERS AIDES	45	231	247	35	11	0	1	0	1,775	79	24	0	5	0	2,453		
14. TECHNICIANS	8	0	41	0	0	0	0	0	6	1	1	0	0	0	57		
15. CLERICAL/SECRETARIAL	0	16	1	0	0	0	0	0	187	2	3	0	0	0	209		
16. SERVICE WORKERS	13	37	43	12	6	0	0	0	469	14	7	0	4	0	605		
17. SKILLED CRAFTS	0	0	0	0	0	0	0	0	0	0	0	0	0	0	0		
18. LABOR UNSKILLED	0	0	0	0	0	0	0	0	0	0	0	0	0	0	0		
19. TOTALS (1-18)	137	663	1,220	107	61	0	4	0	6,341	246	159	0	19	0	8,957		

Activity Assignment Classification	B. PART TIME STAFF															Total Col A - N
	Race/Ethnicity															
	Hispanic or Latino		Non-Hispanic or Latino													
	Male	Female	Male						Female							
White			Black or African American	Asian	Native Hawaiian or Other Pacific Islander	American Indian or Alaska Native	Two or More Races	White	Black or African American	Asian	Native Hawaiian or Other Pacific Islander	American Indian or Alaska Native	Two or More Races			
20. P/T PROFESSIONAL INSTRUCTION	2	4	21	0	0	0	0	0	96	0	1	0	1	0	125	
21. P/T OTHER	9	39	55	15	5	0	0	0	368	9	4	0	2	0	506	
22. TOTALS (20-21)	11	43	76	15	5	0	0	0	464	9	5	0	3	0	631	
C. NEW HIRES(JULY THRU SEPT. OF THE SURVEY YEAR)																
23. OFFICIALS/ADMINS/MANAGERS	0	0	0	0	0	0	0	0	1	0	0	0	0	0	1	
24. PRINCIPALS/ASS'T PRINCIPALS	0	0	0	0	0	0	0	0	1	0	0	0	0	0	1	
25. CLASSROOM TEACHERS	3	15	20	0	2	0	0	0	180	10	5	0	0	0	235	
26. OTHER PROFESSIONAL STAFF	0	5	2	0	0	0	0	0	31	1	3	0	0	0	42	
27. NONPROFESSIONAL STAFF	1	0	22	0	0	0	0	0	41	1	4	0	1	0	70	
28. TOTALS (23-27)	4	20	44	0	2	0	0	0	254	12	12	0	1	0	349	
CERTIFICATION: I Certify that the information given in this report is correct and true to the best of my knowledge and was prepared in accordance with accompanying instructions. Willfully false statements on this report are punishable by law, U.S. Code, Title 18, Section 1001.																
Date 12/22/2016	Phone: 718-935-2882		Typed Name/Title of Person Responsible for Report Vicki Bernstein Senior Executive Director Division of Human Resources						Signature 							
	Fax:															
	Email: VBernst@schools.nyc.gov															