

EQUAL EMPLOYMENT OPPORTUNITY COMMISSION		FORM APPROVED BY OMB NO. 3046-0003 Approva EXPIRES 04/30/2021	
ELEMENTARY-SECONDARY STAFF INFORMATION (EEO-5) Public School Systems		This is a joint requirement of EEOC, and the Office for Civil Rights and Nation al Center for Education Statistics of the Department of Education.	
DO NOT ALTER INFORMATION PRINTED IN THIS BOX			
OE NUMBER : 3620580 Survey Year : 18			
NOTE: ALL EMPLOYEES IN YOUR SCHOOL DISTRICT MUST BE INCLUDED ON THIS FORM Additional Copies of this form may be obtained from the address below. Send your full report (the original and one copy of this form) to:  U.S. Equal Employment Opportunity Commission PO Box 8127 Reston VA 20195			
<b>PART I. IDENTIFICATION</b>			
<b>PART A. TYPE OF AGENCY WHICH OPERATES THE REPORTING SCHOOL SYSTEM</b>			
<input checked="" type="checkbox"/> Local Public School System	<input type="checkbox"/> Special or Regional Agency	<input type="checkbox"/> State Education Agency	<input type="checkbox"/> Other (Specify)
<b>B. SCHOOL SYSTEM IDENTIFICATION (OMIT IF SAME AS LABEL)</b>			
NAME  NEW YORK CITY PUBLIC SCHOOLS			
52 CHAMBERS ST-RM 320	NEW YORK	NEW YORK COUNTY	STATE/ZIP  NY-10007
<b>C . GENERAL STATISTICS</b>			
NUMBER OF SCHOOLS OPERATED  1606	NUMBER OF ANNEXES OPERATED	OCTOBER 1ST ENROLMENT whole numbers only! no: 1,008,695	
<b>D. REMARKS (500 Characters maximum)</b>			
<b>AUTHORIZATION</b>			
THE NATIONAL CENTER FOR EDUCATION STATISTICS WILL PUBLISH INFORMATION APPEARING IN PART II, TOTAL COLUMN 'A' UNLESS THE DISTRICT SPECIFICALLY WITHHOLDS AUTHORITY TO DO SO. IF THE DISTRICT WISHES TO WITHHOLD SUCH AUTHORITY, CHECK HERE.			
			<input type="checkbox"/> AUTHORITY WITHHELD

CITYWIDE

TYPE REPORT: EEO5


TYPE AGENCY: THE NEW YORK CITY DEPARTMENT OF EDUCATION

NO. OF SCHOOLS: 1,606

OCTOBER 31, 2018 ENROLLMENT: 1,008,695\*

PART II - STAFF STATISTICS FOR OCTOBER, 2018

PART II. Staff Statistics of (DATE) <u>12/18/2018</u> DO NOT INCLUDE ELECTED/APPOINTED OFFICIALS (SEE DEFINION IN APPENDIX)															
DISTRICT NAME: <u>New York City Department of Education</u>															
Activity Assignment Classification	A. FULL TIME STAFF														
	Race/Ethnicity														
	Hispanic or Latino		Non-Hispanic or Latino												Total Col A - N
	Male	Female	Male						Female						
			White	Black or African American	Asian	Native Hawaiian or Other Pacific Islander	American Indian or Alaska Native	Two or More Races	White	Black or African American	Asian	Native Hawaiian or Other Pacific Islander	American Indian or Alaska Native	Two or More Races	
A	B	C	D	E	F	G	H	I	J	K	L	M	N	O	
01. OFFICIALS/ADMINS/MANAGERS	98	184	371	140	90	0	6	5	478	332	112	0	2	5	1,823
02. PRINCIPALS	99	209	294	125	17	1	2	0	489	338	41	0	2	0	1,617
03. ASST PRINCIPALS - TEACHING	43	58	181	36	18	0	0	0	265	110	30	0	4	1	746
04. ASST PRINCIPALS NON-TEACHING	99	370	442	123	32	0	1	2	942	460	73	0	5	2	2,551
05. ELEMENTARY CLASSROOM TEACHERS	529	4,112	2,033	429	203	0	5	11	13,517	3,406	1,594	1	40	44	25,924
06. SECONDARY CLASSROOM TEACHERS	1,408	2,421	5,886	1,393	798	3	31	37	7,816	2,648	1,481	0	39	75	24,036
07. OTHER CLASSROOM TEACHERS	683	3,287	2,509	783	254	2	9	23	11,773	3,918	1,122	2	39	72	24,476
08. GUIDANCE/SUBSTANCE ABUSE	170	766	234	186	30	0	0	1	925	680	124	0	2	3	3,121
09. PSYCHOLOGICAL	52	342	123	27	11	0	1	1	515	152	66	0	2	1	1,293
10. LIBRARIANS/AUDIO	0	0	0	1	0	0	0	0	0	1	0	0	0	0	2
11. CONSULTANTS/SUPERVISORS	0	0	0	0	0	0	0	0	0	0	0	0	0	0	0
12. OTHER PROFESSIONALS	353	1,255	1,039	507	256	0	3	11	3,087	2,123	749	2	37	15	9,437
13. TEACHERS AIDES	1,445	7,250	813	1,557	354	0	18	3	5,552	5,257	1,506	2	92	26	23,875
14. TECHNICIANS	235	26	365	203	212	2	8	6	76	56	63	0	1	2	1,255
15. CLERICAL/SECRETARIAL	50	1,026	45	80	28	0	3	0	1,576	947	149	1	18	10	3,933
16. SERVICE WORKERS	1,279	4,409	531	1,841	262	2	22	19	4,067	3,795	780	3	78	50	17,138
17. SKILLED CRAFTS	41	0	280	45	41	0	6	1	2	0	0	0	0	0	416
18. LABOR UNSKILLED	6	0	30	10	2	0	0	0	0	0	0	0	0	0	48
19. TOTALS (1-18)	6,590	25,715	15,176	7,486	2,608	10	115	120	51,080	24,223	7,890	11	361	306	141,691

Activity Assignment Classification	B. PART TIME STAFF															Total Col A - N
	Race/Ethnicity															
	Hispanic or Latino		Non-Hispanic or Latino													
	Male	Female	Male							Female						
White			Black or African American	Asian	Native Hawaiian or Other Pacific Islander	American Indian or Alaska Native	Two or More Races	White	Black or African American	Asian	Native Hawaiian or Other Pacific Islander	American Indian or Alaska Native	Two or More Races			
20. P/T PROFESSIONAL INSTRUCTION	79	177	324	139	29	0	0	1	815	218	49	0	9	2	1,842	
21. P/T OTHER	420	1,385	179	619	57	1	3	33	1,239	1,634	254	0	30	77	5,931	
22. TOTALS (20-21)	499	1,562	503	758	86	1	3	34	2,054	1,852	303	0	39	79	7,773	
C. NEW HIRES (JULY THRU SEPT. OF THE SURVEY YEAR)																
23. OFFICIALS/ADMINS/MANAGERS	8	8	8	9	7	0	0	1	17	16	5	0	0	0	79	
24. PRINCIPALS/ASS'T PRINCIPALS	0	2	2	1	0	0	0	0	7	7	0	0	0	0	19	
25. CLASSROOM TEACHERS	218	753	677	173	120	1	3	25	2,146	605	351	1	7	79	5,159	
26. OTHER PROFESSIONAL STAFF	20	71	46	22	18	0	0	0	231	102	58	1	1	3	573	
27. NONPROFESSIONAL STAFF	126	302	49	111	34	1	0	4	205	234	72	2	5	19	1,164	
28. TOTALS (23-27)	372	1,136	782	316	179	2	3	30	2,606	964	486	4	13	101	6,994	
<b>CERTIFICATION:</b> I Certify that the information given in this report is correct and true to the best of my knowledge and was prepared in accordance with accompanying instructions. Willfully false statements on this report are punishable by law, U.S. Code, Title 18, Section 1001.																
<b>Date</b> 12/18/2018	<b>Phone:</b> 718-935-2882		<b>Typed Name/Title of Person Responsible for Report</b>						<b>Signature</b>							
	<b>Fax:</b>		Vicki Bernstein Senior Executive Director Division of Human Resources													
	<b>Email:</b> VBernst@schools.nyc.gov															

**BRONX**

**TYPE REPORT: EEO5**

**TYPE AGENCY: THE NEW YORK CITY DEPARTMENT OF EDUCATION**

**NO. OF SCHOOLS: 376**

**OCTOBER 31, 2018 ENROLLMENT: 205,797\***

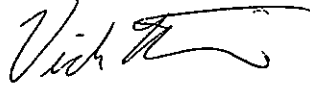
**PART II - STAFF STATISTICS FOR OCTOBER, 2018**

PART II. Staff Statistics of (DATE) <u>12/18/2018</u> <span style="float:right">DO NOT INCLUDE ELECTED/APPOINTED OFFICIALS (SEE DEFINION IN APPENDIX)</span>																
DISTRICT NAME: <u>New York City Department of Education</u>																
Activity Assignment Classification	A. FULL TIME STAFF															
	Race/Ethnicity															
	Hispanic or Latino		Non-Hispanic or Latino													Total Col A - N
	Male	Female	Male							Female						
			White	Black or African American	Asian	Native Hawaiian or Other Pacific Islander	American Indian or Alaska Native	Two or More Races	White	Black or African American	Asian	Native Hawaiian or Other Pacific Islander	American Indian or Alaska Native	Two or More Races		
A	B	C	D	E	F	G	H	I	J	K	L	M	N	O		
01. OFFICIALS/ADMNS/ MANAGERS	6	24	10	1	2	0	0	0	9	15	1	0	0	0	68	
02. PRINCIPALS	42	76	60	33	4	0	0	0	83	65	10	0	2	0	375	
03. ASS'T PRINCIPALS - TEACHING	11	15	33	7	3	0	0	0	48	22	4	0	0	1	144	
04. ASS'T PRINCIPALS NON- TEACHING	47	141	83	39	7	0	0	1	169	139	16	0	0	0	642	
05. ELEMENTARY CLASSROOM TEACHERS	187	1,511	482	107	39	0	1	3	2,238	921	164	0	8	8	5,669	
06. SECONDARY CLASSROOM TEACHERS	473	736	1,147	351	151	1	4	10	1,117	718	210	0	5	31	4,954	
07. OTHER CLASSROOM TEACHERS	261	1,293	590	250	58	0	4	8	2,110	1,122	199	0	9	26	5,930	
08. GUIDANCE/SUBSTANCE ABUSE	57	258	33	41	3	0	0	0	126	118	15	0	0	1	652	
09. PSYCHOLOGICAL	22	113	27	5	2	0	1	1	80	34	6	0	0	0	291	
10. LIBRARIANS/AUDIO	0	0	0	0	0	0	0	0	0	0	0	0	0	0	0	
11. CONSULTANTS/ SUPERVISORS	0	0	0	0	0	0	0	0	0	0	0	0	0	0	0	
12. OTHER PROFESSIONALS	66	308	77	47	45	0	0	1	291	234	104	0	5	1	1,179	
13. TEACHERS AIDES	576	2,821	50	342	48	0	4	0	286	995	133	1	17	4	5,277	
14. TECHNICIANS	55	1	35	22	9	0	0	1	3	7	1	0	0	0	134	
15. CLERICAL/SECRETARIAL	10	381	1	4	1	0	0	0	150	154	10	0	4	1	716	
16. SERVICE WORKERS	431	1,355	31	343	19	0	2	5	332	639	61	0	15	7	3,240	
17. SKILLED CRAFTS	0	0	0	0	0	0	0	0	0	0	0	0	0	0	0	
18. LABOR UNSKILLED	0	0	0	0	0	0	0	0	0	0	0	0	0	0	0	
19. TOTALS (1-18)	2,244	9,033	2,659	1,592	391	1	16	30	7,042	5,183	934	1	65	80	29,271	

Activity Assignment Classification	B. PART TIME STAFF															Total Col A - N
	Race/Ethnicity															
	Hispanic or Latino		Non-Hispanic or Latino													
	Male	Female	Male						Female							
White			Black or African American	Asian	Native Hawaiian or Other Pacific Islander	American Indian or Alaska Native	Two or More Races	White	Black or African American	Asian	Native Hawaiian or Other Pacific Islander	American Indian or Alaska Native	Two or More Races			
20. P/T PROFESSIONAL INSTRUCTION	34	51	71	27	7	0	0	0	119	53	6	0	2	0	370	
21. P/T OTHER	185	548	11	102	6	0	0	10	58	297	22	0	1	16	1,256	
22. TOTALS (20-21)	219	599	82	129	13	0	0	10	177	350	28	0	3	16	1,626	

C. NEW HIRES(JULY THRU SEPT. OF THE SURVEY YEAR)															
	Male	Female	White	Black or African American	Asian	Native Hawaiian or Other Pacific Islander	American Indian or Alaska Native	Two or More Races	White	Black or African American	Asian	Native Hawaiian or Other Pacific Islander	American Indian or Alaska Native	Two or More Races	Total
23. OFFICIALS/ADMINS/ MANAGERS	1	0	0	0	0	0	0	0	0	0	0	0	0	0	1
24. PRINCIPALS/ASS'T PRINCIPALS	0	1	0	0	0	0	0	0	1	2	0	0	0	0	4
25. CLASSROOM TEACHERS	82	285	191	52	26	0	2	7	441	191	60	0	2	28	1,367
26. OTHER PROFESSIONAL STAFF	4	11	2	1	3	0	0	0	17	6	6	0	0	1	51
27. NONPROFESSIONAL STAFF	35	92	3	24	2	0	0	1	11	32	7	0	0	1	208
28. TOTALS (23-27)	122	389	196	77	31	0	2	8	470	231	73	0	2	30	1,631

**CERTIFICATION:** I Certify that the information given in this report is correct and true to the best of my knowledge and was prepared in accordance with accompanying instructions. Willfully false statements on this report are punishable by law, U.S. Code, Title 18, Section 1001.

<b>Date</b> 12/18/2018	<b>Phone:</b> 718-935-2882 <b>Fax:</b>  <b>Email:</b> VBernst@schools.nyc.gov	<b>Typed Name/Title of Person Responsible for Report</b>  Vicki Bernstein Senior Executive Director Division of Human Resources	<b>Signature</b>  
---------------------------	--	---	---

**MANHATTAN**

**TYPE REPORT: EEO5**

**TYPE AGENCY: THE NEW YORK CITY DEPARTMENT OF EDUCATION**

**NO. OF SCHOOLS: 304**

**OCTOBER 31, 2018 ENROLLMENT: 147,950\***


**PART II - STAFF STATISTICS FOR OCTOBER, 2018**

PART II. Staff Statistics of (DATE) <u>12/18/2018</u> <span style="float:right">DO NOT INCLUDE ELECTED/APPOINTED OFFICIALS (SEE DEFINION IN APPENDIX)</span>																
DISTRICT NAME: <u>New York City Department of Education</u>																
Activity Assignment Classification	A. FULL TIME STAFF															
	Race/Ethnicity															
	Hispanic or Latino		Non-Hispanic or Latino													Total Col A - N
	Male	Female	Male							Female						
			White	Black or African American	Asian	Native Hawaiian or Other Pacific Islander	American Indian or Alaska Native	Two or More Races	White	Black or African American	Asian	Native Hawaiian or Other Pacific Islander	American Indian or Alaska Native	Two or More Races		
A	B	C	D	E	F	G	H	I	J	K	L	M	N	O		
01. OFFICIALS/ADMINS/MANAGERS	52	113	168	76	41	0	3	4	314	196	74	0	2	4	1,047	
02. PRINCIPALS	23	49	73	14	5	0	1	0	95	36	12	0	0	0	308	
03. ASS'T PRINCIPALS - TEACHING	6	18	28	9	3	0	0	0	41	15	5	0	2	0	127	
04. ASS'T PRINCIPALS NON-TEACHING	19	64	68	14	8	0	1	0	125	54	16	0	1	0	370	
05. ELEMENTARY CLASSROOM TEACHERS	131	741	295	59	45	0	0	1	1,458	350	329	0	3	13	3,425	
06. SECONDARY CLASSROOM TEACHERS	301	435	1,135	198	164	0	4	11	1,386	284	305	0	3	10	4,236	
07. OTHER CLASSROOM TEACHERS	146	534	432	118	42	0	0	5	1,757	450	262	2	9	11	3,768	
08. GUIDANCE/SUBSTANCE ABUSE	47	191	57	51	5	0	0	1	177	156	25	0	0	2	712	
09. PSYCHOLOGICAL	7	70	22	7	2	0	0	0	88	32	11	0	0	0	239	
10. LIBRARIANS/AUDIO	0	0	0	0	0	0	0	0	0	1	0	0	0	0	1	
11. CONSULTANTS/SUPERVISORS	0	0	0	0	0	0	0	0	0	0	0	0	0	0	0	
12. OTHER PROFESSIONALS	183	539	595	278	106	0	0	7	1,322	1,135	257	1	13	10	4,446	
13. TEACHERS AIDES	313	1,440	69	202	47	0	5	0	228	696	156	0	13	3	3,172	
14. TECHNICIANS	47	4	45	36	27	0	1	2	13	4	9	0	0	0	188	
15. CLERICAL/SECRETARIAL	14	242	11	29	4	0	1	0	135	195	36	0	5	3	675	
16. SERVICE WORKERS	241	785	62	262	47	1	3	3	207	540	108	1	10	8	2,278	
17. SKILLED CRAFTS	0	0	0	0	0	0	0	0	0	0	0	0	0	0	0	
18. LABOR UNSKILLED	0	0	2	0	0	0	0	0	0	0	0	0	0	0	2	
19. TOTALS (1-18)	1,530	5,225	3,062	1,353	546	1	19	34	7,346	4,144	1,605	4	61	64	24,994	

Activity Assignment Classification	B. PART TIME STAFF														Total Col A - N
	Race/Ethnicity														
	Hispanic or Latino		Non-Hispanic or Latino												
	Male	Female	Male						Female						
White			Black or African American	Asian	Native Hawaiian or Other Pacific Islander	American Indian or Alaska Native	Two or More Races	White	Black or African American	Asian	Native Hawaiian or Other Pacific Islander	American Indian or Alaska Native	Two or More Races		
20. P/T PROFESSIONAL INSTRUCTION	17	44	85	23	6	0	0	0	224	68	19	0	4	1	491
21. P/T OTHER	88	299	20	79	4	0	1	1	52	254	20	0	3	8	829
22. TOTALS (20-21)	105	343	105	102	10	0	1	1	276	322	39	0	7	9	1,320

C. NEW HIRES (JULY THRU SEPT. OF THE SURVEY YEAR)															
23. OFFICIALS/ADMINS/ MANAGERS	4	8	5	5	2	0	0	1	13	13	5	0	0	0	56
24. PRINCIPALS/ASS'T PRINCIPALS	0	1	1	0	0	0	0	0	3	1	0	0	0	0	6
25. CLASSROOM TEACHERS	45	133	143	28	24	0	0	4	384	73	78	0	2	13	927
26. OTHER PROFESSIONAL STAFF	10	37	33	14	8	0	0	0	141	74	31	0	1	1	350
27. NONPROFESSIONAL STAFF	32	74	3	18	2	0	0	1	24	30	15	1	2	4	206
28. TOTALS (23-27)	91	253	185	65	36	0	0	6	565	191	129	1	5	18	1,545

**CERTIFICATION:** I Certify that the information given in this report is correct and true to the best of my knowledge and was prepared in accordance with accompanying instructions. Willfully false statements on this report are punishable by law, U.S. Code, Title 18, Section 1001.

<b>Date</b> 12/18/2018	<b>Phone:</b> 718-935-2882 <b>Fax:</b>  <b>Email:</b> VBernst@schools.nyc.gov	<b>Typed Name/Title of Person Responsible for Report</b>  Vicki Bernstein Senior Executive Director Division of Human Resources	<b>Signature</b>  
---------------------------	--	---	---

**BROOKLYN**

**TYPE REPORT: EEO5**

**TYPE AGENCY: THE NEW YORK CITY DEPARTMENT OF EDUCATION**

**NO. OF SCHOOLS: 485**

**OCTOBER 31, 2018 ENROLLMENT: 292,617\***

**PART II - STAFF STATISTICS FOR OCTOBER, 2018**


Activity Assignment Classification		A. FULL TIME STAFF														Total Col A - N	
		Race/Ethnicity															
		Hispanic or Latino		Non-Hispanic or Latino													
				Male						Female							
		Male	Female	White	Black or African American	Asian	Native Hawaiian or Other Pacific Islander	American Indian or Alaska Native	Two or More Races	White	Black or African American	Asian	Native Hawaiian or Other Pacific Islander	American Indian or Alaska Native	Two or More Races		
A	B	C	D	E	F	G	H	I	J	K	L	M	N	O			
01. OFFICIALS/ADMINS/MANAGERS	22	31	93	38	26	0	2	1	97	90	22	0	0	0	422		
02. PRINCIPALS	14	43	63	56	5	0	1	0	143	158	8	0	0	0	491		
03. ASS'T PRINCIPALS - TEACHING	8	13	52	15	5	0	0	0	76	44	11	0	1	0	225		
04. ASS'T PRINCIPALS NON-TEACHING	14	78	104	41	4	0	0	0	280	158	16	0	4	1	700		
05. ELEMENTARY CLASSROOM TEACHERS	125	941	539	187	69	0	2	4	3,952	1,468	553	1	11	11	7,863		
06. SECONDARY CLASSROOM TEACHERS	277	459	1,561	585	199	0	5	13	2,117	1,063	348	0	11	21	6,659		
07. OTHER CLASSROOM TEACHERS	130	648	686	266	83	1	2	8	3,026	1,600	309	0	10	20	6,789		
08. GUIDANCE/SUBSTANCE ABUSE	30	144	57	52	6	0	0	0	224	270	39	0	2	0	824		
09. PSYCHOLOGICAL	12	71	46	13	2	0	0	0	157	62	20	0	2	0	385		
10. LIBRARIANS/AUDIO	0	0	0	1	0	0	0	0	0	0	0	0	0	0	1		
11. CONSULTANTS/SUPERVISORS	0	0	0	0	0	0	0	0	0	0	0	0	0	0	0		
12. OTHER PROFESSIONALS	55	199	181	113	38	0	1	3	620	474	128	1	8	3	1,824		
13. TEACHERS AIDES	280	1,390	271	686	88	0	4	1	1,684	2,405	436	0	19	11	7,275		
14. TECHNICIANS	77	9	188	89	134	1	4	2	41	32	42	0	0	2	621		
15. CLERICAL/SECRETARIAL	21	224	22	35	18	0	2	0	531	419	49	1	7	4	1,333		
16. SERVICE WORKERS	161	601	115	428	31	0	3	6	886	1,035	124	0	9	13	3,412		
17. SKILLED CRAFTS	3	0	16	1	2	0	0	0	0	0	0	0	0	0	22		
18. LABOR UNSKILLED	1	0	1	1	1	0	0	0	0	0	0	0	0	0	4		
19. TOTALS (1-18)	1,230	4,851	3,995	2,607	711	2	26	38	13,834	9,278	2,105	3	84	86	38,850		



Activity Assignment Classification	B. PART TIME STAFF															Total Col A - N
	Race/Ethnicity															
	Hispanic or Latino		Non-Hispanic or Latino													
	Male	Female	Male							Female						
White			Black or African American	Asian	Native Hawaiian or Other Pacific Islander	American Indian or Alaska Native	Two or More Races	White	Black or African American	Asian	Native Hawaiian or Other Pacific Islander	American Indian or Alaska Native	Two or More Races			
20. P/T PROFESSIONAL INSTRUCTION	9	39	61	42	9	0	0	0	222	74	13	0	2	1	472	
21. P/T OTHER	75	256	47	285	15	0	1	15	415	746	60	0	15	26	1,956	
22. TOTALS (20-21)	84	295	108	327	24	0	1	15	637	820	73	0	17	27	2,428	

C. NEW HIRES (JULY THRU SEPT. OF THE SURVEY YEAR)															
23. OFFICIALS/ADMINS/MANAGERS	1	0	1	2	1	0	0	0	3	3	0	0	0	0	11
24. PRINCIPALS/ASS'T PRINCIPALS	0	0	0	1	0	0	0	0	2	3	0	0	0	0	6
25. CLASSROOM TEACHERS	50	158	147	62	32	1	0	12	604	246	111	1	2	23	1,449
26. OTHER PROFESSIONAL STAFF	4	12	10	4	2	0	0	0	27	14	14	1	0	1	89
27. NONPROFESSIONAL STAFF	22	65	19	31	13	0	0	0	53	106	23	0	1	6	339
28. TOTALS (23-27)	77	235	177	100	48	1	0	12	689	372	148	2	3	30	1,894

**CERTIFICATION: I Certify that the information given in this report is correct and true to the best of my knowledge and was prepared in accordance with accompanying instructions. Willfully false statements on this report are punishable by law, U.S. Code, Title 18, Section 1001.**

Date 12/18/2018	Phone: 718-935-2882	Typed Name/Title of Person Responsible for Report  Vicki Bernstein Senior Executive Director Division of Human Resources	Signature  
	Fax:		
	Email: VBernst@schools.nyc.gov		

**QUEENS**

**TYPE REPORT: EEO5**


**TYPE AGENCY: THE NEW YORK CITY DEPARTMENT OF EDUCATION**

**NO. OF SCHOOLS: 364**

**OCTOBER 31, 2018 ENROLLMENT: 297,997\***

**PART II - STAFF STATISTICS FOR OCTOBER, 2018**

PART II. Staff Statistics of (DATE) <u>12/18/2018</u>		DO NOT INCLUDE ELECTED/APPOINTED OFFICIALS (SEE DEFINION IN APPENDIX)													
DISTRICT NAME: <u>New York City Department of Education</u>		A. FULL TIME STAFF													
Activity Assignment Classification	Race/Ethnicity														
	Hispanic or Latino		Non-Hispanic or Latino												Total Col A - N
	Male	Female	Male						Female						
			White	Black or African American	Asian	Native Hawaiian or Other Pacific Islander	American Indian or Alaska Native	Two or More Races	White	Black or African American	Asian	Native Hawaiian or Other Pacific Islander	American Indian or Alaska Native	Two or More Races	
A	B	C	D	E	F	G	H	I	J	K	L	M	N	O	
01. OFFICIALS/ADMINS/MANAGERS	16	14	95	24	20	0	1	0	49	28	14	0	0	1	262
02. PRINCIPALS	17	33	77	20	3	1	0	0	127	77	11	0	0	0	366
03. ASS'T PRINCIPALS - TEACHING	17	12	50	5	7	0	0	0	69	28	9	0	1	0	198
04. ASS'T PRINCIPALS NON-TEACHING	15	77	142	25	12	0	0	1	285	106	24	0	0	0	687
05. ELEMENTARY CLASSROOM TEACHERS	78	811	628	76	47	0	2	3	4,670	634	531	0	18	10	7,508
06. SECONDARY CLASSROOM TEACHERS	321	694	1,631	235	274	2	16	3	2,377	560	593	0	18	12	6,736
07. OTHER CLASSROOM TEACHERS	126	682	569	134	61	1	2	2	3,523	705	311	0	7	13	6,136
08. GUIDANCE/SUBSTANCE ABUSE	34	161	64	35	13	0	0	0	284	129	41	0	0	0	761
09. PSYCHOLOGICAL	9	74	16	2	5	0	0	0	126	19	24	0	0	0	275
10. LIBRARIANS/AUDIO	0	0	0	0	0	0	0	0	0	0	0	0	0	0	0
11. CONSULTANTS/SUPERVISORS	0	0	0	0	0	0	0	0	0	0	0	0	0	0	0
12. OTHER PROFESSIONALS	47	173	137	65	53	0	1	0	518	249	214	0	9	1	1,467
13. TEACHERS AIDES	227	1,344	181	290	162	0	3	2	1,518	1,079	742	1	36	8	5,593
14. TECHNICIANS	51	12	81	56	42	1	3	1	15	12	10	0	1	0	285
15. CLERICAL/SECRETARIAL	5	161	11	12	5	0	0	0	577	176	49	0	2	2	1,000
16. SERVICE WORKERS	435	1,613	281	795	157	1	14	5	2,179	1,559	484	2	40	22	7,587
17. SKILLED CRAFTS	38	0	264	44	39	0	6	1	2	0	0	0	0	0	394
18. LABOR UNSKILLED	5	0	27	9	1	0	0	0	0	0	0	0	0	0	42
19. TOTALS (1-18)	1,441	5,861	4,254	1,827	901	6	48	18	16,319	5,361	3,057	3	132	69	39,297

Activity Assignment Classification	B. PART TIME STAFF															Total Col A - N
	Race/Bthnicity															
	Hispanic or Latino		Non-Hispanic or Latino													
	Male	Female	Male						Female							
White			Black or African American	Asian	Native Hawaiian or Other Pacific Islander	American Indian or Alaska Native	Two or More Races	White	Black or African American	Asian	Native Hawaiian or Other Pacific Islander	American Indian or Alaska Native	Two or More Races			
20. P/T PROFESSIONAL INSTRUCTION	19	35	93	47	7	0	0	1	181	23	10	0	0	0	416	
21. P/T OTHER	60	230	52	136	30	1	0	6	338	315	145	0	10	20	1,343	
22. TOTALS (20-21)	79	265	145	183	37	1	0	7	519	338	155	0	10	20	1,759	
C. NEW HIRES(JULY THRU SEPT. OF THE SURVEY YEAR)																
23. OFFICIALS/ADMINS/MANAGERS	2	0	2	2	4	0	0	0	1	0	0	0	0	0	11	
24. PRINCIPALS/ASS'T PRINCIPALS	0	0	0	0	0	0	0	0	1	1	0	0	0	0	2	
25. CLASSROOM TEACHERS	39	158	167	29	35	0	1	2	565	92	99	0	1	12	1,200	
26. OTHER PROFESSIONAL STAFF	2	8	1	2	5	0	0	0	31	8	7	0	0	0	64	
27. NONPROFESSIONAL STAFF	35	67	12	38	17	1	0	2	66	64	26	1	2	8	339	
28. TOTALS (23-27)	78	233	182	71	61	1	1	4	664	165	132	1	3	20	1,616	
CERTIFICATION: I Certify that the information given in this report is correct and true to the best of my knowledge and was prepared in accordance with accompanying instructions. Willfully false statements on this report are punishable by law, U.S. Code, Title 18, Section 1001.																
Date 12/18/2018	Phone: 718-935-2882 Fax:		Typed Name/Title of Person Responsible for Report  Vicki Bernstein Senior Executive Director Division of Human Resources						Signature 							
	Email: VBernst@schools.nyc.gov															

STATEN ISLAND

TYPE REPORT: EEO5


TYPE AGENCY: THE NEW YORK CITY DEPARTMENT OF EDUCATION

NO. OF SCHOOLS: 77

OCTOBER 31, 2018 ENROLLMENT: 64,334\*

PART II - STAFF STATISTICS FOR OCTOBER, 2018

PART II. Staff Statistics of (DATE) 12/18/2018																DO NOT INCLUDE ELECTED/APPOINTED OFFICIALS (SEE DEFINITION IN APPENDIX)
DISTRICT NAME: New York City Department of Education																
Activity Assignment Classification	A. FULL TIME STAFF															
	Race/Ethnicity															
	Hispanic or Latino		Non-Hispanic or Latino													Total Col A - N
	Male	Female	Male							Female						
			White	Black or African American	Asian	Native Hawaiian or Other Pacific Islander	American Indian or Alaska Native	Two or More Races	White	Black or African American	Asian	Native Hawaiian or Other Pacific Islander	American Indian or Alaska Native	Two or More Races		
A	B	C	D	E	F	G	H	I	J	K	L	M	N	O		
01. OFFICIALS/ADMINS/MANAGERS	2	2	5	1	1	0	0	0	9	3	1	0	0	0	24	
02. PRINCIPALS	3	8	21	2	0	0	0	0	41	2	0	0	0	0	77	
03. ASST PRINCIPALS - TEACHING	1	0	18	0	0	0	0	0	31	1	1	0	0	0	52	
04. ASST PRINCIPALS NON-TEACHING	4	10	45	4	1	0	0	0	83	3	1	0	0	1	152	
05. ELEMENTARY CLASSROOM TEACHERS	8	108	89	0	3	0	0	0	1,199	33	17	0	0	2	1,459	
06. SECONDARY CLASSROOM TEACHERS	36	97	412	24	10	0	2	0	819	23	25	0	2	1	1,451	
07. OTHER CLASSROOM TEACHERS	20	130	232	15	10	0	1	0	1,357	41	41	0	4	2	1,853	
08. GUIDANCE/SUBSTANCE ABUSE	2	12	23	7	3	0	0	0	114	7	4	0	0	0	172	
09. PSYCHOLOGICAL	2	14	12	0	0	0	0	0	64	5	5	0	0	1	103	
10. LIBRARIANS/AUDIO	0	0	0	0	0	0	0	0	0	0	0	0	0	0	0	
11. CONSULTANTS/SUPERVISORS	0	0	0	0	0	0	0	0	0	0	0	0	0	0	0	
12. OTHER PROFESSIONALS	2	36	49	4	14	0	1	0	336	31	46	0	2	0	521	
13. TEACHERS AIDES	49	255	242	37	9	0	2	0	1,836	82	39	0	7	0	2,558	
14. TECHNICIANS	5	0	16	0	0	0	0	0	4	1	1	0	0	0	27	
15. CLERICAL/SECRETARIAL	0	18	0	0	0	0	0	0	183	3	5	0	0	0	209	
16. SERVICE WORKERS	11	55	42	13	8	0	0	0	463	22	3	0	4	0	621	
17. SKILLED CRAFTS	0	0	0	0	0	0	0	0	0	0	0	0	0	0	0	
18. LABOR UNSKILLED	0	0	0	0	0	0	0	0	0	0	0	0	0	0	0	
19. TOTALS (1-18)	145	745	1,206	107	59	0	6	0	6,539	257	189	0	19	7	9,279	

Activity Assignment Classification	B. PART TIME STAFF															Total Col A - N
	Race/Ethnicity															
	Hispanic or Latino		Non-Hispanic or Latino													
	Male	Female	Male						Female							
		White	Black or African American	Asian	Native Hawaiian or Other Pacific Islander	American Indian or Alaska Native	Two or More Races	White	Black or African American	Asian	Native Hawaiian or Other Pacific Islander	American Indian or Alaska Native	Two or More Races			
20. P/T PROFESSIONAL INSTRUCTION	0	8	14	0	0	0	0	0	69	0	1	0	1	0	93	
21. P/T OTHER	12	52	49	17	2	0	1	1	376	22	7	0	1	7	547	
22. TOTALS (20-21)	12	60	63	17	2	0	1	1	445	22	8	0	2	7	640	
C. NEW HIRES(JULY THRU SEPT. OF THE SURVEY YEAR)																
23. OFFICIALS/ADMINS/ MANAGERS	0	0	0	0	0	0	0	0	0	0	0	0	0	0	0	
24. PRINCIPALS/ASS'T PRINCIPALS	0	0	1	0	0	0	0	0	0	0	0	0	0	0	1	
25. CLASSROOM TEACHERS	2	19	29	2	3	0	0	0	152	3	3	0	0	3	216	
26. OTHER PROFESSIONAL STAFF	0	3	0	1	0	0	0	0	15	0	0	0	0	0	19	
27. NONPROFESSIONAL STAFF	2	4	12	0	0	0	0	0	51	2	1	0	0	0	72	
28. TOTALS (23-27)	4	26	42	3	3	0	0	0	218	5	4	0	0	3	308	
CERTIFICATION: I Certify that the information given in this report is correct and true to the best of my knowledge and was prepared in accordance with accompanying instructions. Willfully false statements on this report are punishable by law, U.S. Code, Title 18, Section 1001.																
Date 12/18/2018	Phone: 718-935-2882 Fax:		Typed Name/Title of Person Responsible for Report  Vicki Bernstein Senior Executive Director Division of Human Resources						Signature 							
	Email: VBernst@schools.nyc.gov															